

Daily use for HomeBiogas 4



How to feed the system

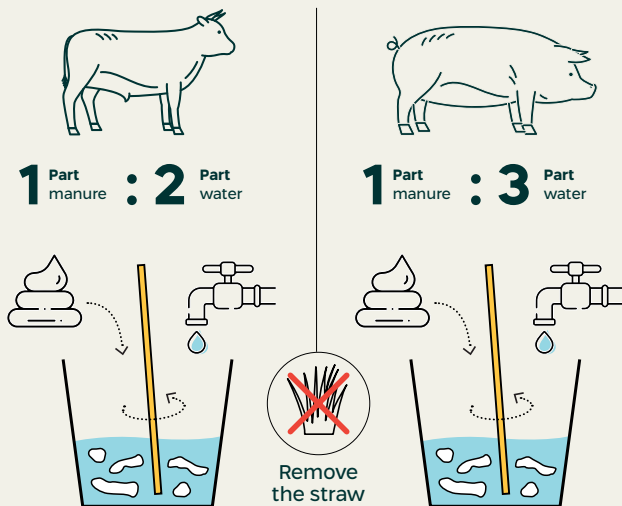
Animal manure


Up to 28 liters / 28 kg per day

(28 liters / 28 kg manure + 56 liters water = 84

liters slurry) **clean manure, do not add any straw, stones, soil, or sand.**

And / or



 Poultry droppings/ chicken manure can be used for **up to 50%** of the total daily waste input.

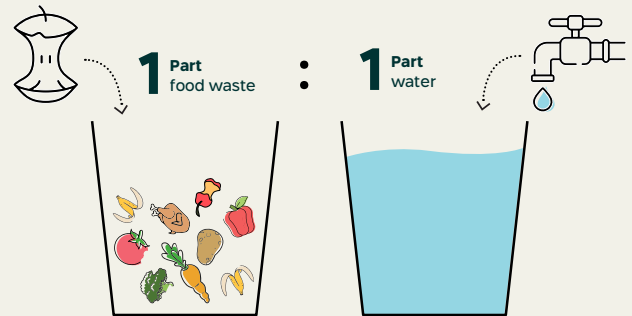
Kitchen waste

Start feeding **ONLY** after first flammable gas appears.

Up to 12 liters / 4 kg per day

Any organic food waste such as rice, cheese, fruits & vegetables, peels, meat, bones, eggshells, etc.

The more varied the food, the better!





Usage during winter


Below 18°C : Make sure to reduce the amount of daily feed by half = **up to 6 liters / 2 kg per day.**

This section applies only to the feeding of food waste.

Do not feed

 **Garden waste**
Take out any straw that is mixed in the slurry. Do not feed any grass, tree branches, dry leaves, earth, sand, etc.

 **Citrus fruits**
Citrus peel, contain antibacterial oils, if added in large quantities, will affect the performance of the system.

 **Seeds & Nuts**
Avoid feeding any coconuts, mango seeds, avocado seeds, corn cub and nutshells.

Operating the system

 <p>Gas Filter The filter should be replaced in the appropriate place at the back of the system once every six months / When strong odor comes from the stove.</p>	
 <p>Water level The system should always be full of water. Every time the system is fed, the fertilizer must pour over.</p>	
 <p>Unstable flame on stove The condensed water should be emptied from the gas pipe. Use all the gas, close the main gas valve, disconnect the valve on the side leading to the house, and drain liquids by shaking the pipe. Reconnect the valve.</p>	
 <p>Bio slurry fertilizer The fertilizer should be diluted before use. Mix water and fertilizer 1:2 ratio (system age 6 months and beyond 1:3)</p>	
 <p>If gas is not flammable Empty the gas bag, turn off the main gas valve, and wait for new gas formation. Once flammable, start feeding again. If the gas is still not flammable, contact our Support Team.</p>	

Safety

- 

Do not light fire in the system area within a radius of 5 meters.
- 

Do not breathe the gas released from the system.
- 

Do not climb on the system.
- 

Do not drink the liquid fertilizer.
- 

Do not use sharp objects that could damage the system.
- 

Recommended Build a fence around the system to protect it from improper use (children / animals)